



R S SOFTWARE (INDIA) LTD.

CIN: L72200WB1987PLC043375

www.rssoftware.com

An ISO 9001:2008, ISO/IEC 27001:2013 and SEI CMM Level 3 and PCMM level 4 Company

October 09, 2018

The Vice President,
Listing Dept.
National Stock Exchange Of India Ltd.,
Exchange Plaza, 5th Floor,
Plot no. C/1, G Block,
Bandra- Kurla Complex, Bandra (E),
Mumbai - 400 051

Dear Sir,

Sub: Outcome of the Board Meeting held on October 09, 2018.

The Board of Directors of the Company at the meeting held today, i.e. on October 09, 2018 has approved the following:

- 1) Approval of Audited Standalone and Consolidated Financial Results for the period ending September 30, 2018 and the Auditor's Reports (copies enclosed)

We confirm having submitted the Auditor's Report with unmodified opinions and the Financial Results for the period ending September 30, 2018 as per the format prescribed in Schedule III of the Companies Act 2013.

This is for your information and records only.

Thanking you,


Yours faithfully,
For R S Software (India) Ltd.

Vijendra Surana
CFO & Company Secretary

Encl: As above

Global Leader in Providing Technology Solutions to the Electronic Payments Industry

- Registered Office:** ➤ R.S. Software (India) Ltd. A-2, FMC Fortuna, 234/3A, A.J.C. Bose Road, Kolkata 700020, India
Tel: 91 33 2287 5746, 91 33 2281 0106 Fax: 91 33 2287 6256
- Computer Centers:** ➤ RS Tower, Block DN - 9, Sector - V, Salt Lake Electronics Complex, Kolkata 700091, India Tel: 91 33 6601 8899 Fax: 91 33 2367 4469
- US Offices:** ➤ 1900 McCarthy Boulevard, Suite #103, Milpitas CA 95035 Tel: 408 382 1200 Fax: 408 382 0083
➤ 555 North Point Center East, 4th floor, Alpharetta GA 30022 Tel: 678 366 5179 Fax: 678 366 5001
- UK Office:** ➤ Suite 218, Orion House, 104 - 106 Cranbrook Road, Ilford, Essex IG1 4LZ Ph: 02086363996
- Subsidiaries:** ➤ Responsive Solutions Inc., California, US
➤ R.S. Software (Asia) Pte. Limited, Singapore, Asia
➤ Paypermint Pvt. Limited



A COMPANY FOCUSED ON ELECTRONIC PAYMENTS
RS SOFTWARE (INDIA) LIMITED
 (CIN: L72200WB1987PLC043375)
 An ISO 9001:2008, ISO 27001:2013 Company

Statement of Standalone Audited Financial Results for the Period ended 30th of Sept, 2018 in compliance with Indian Accounting Standards

Particulars	Quarter Ended			Half Year Ended		Year Ended
	Sep'18	Jun'18	Sep'17	Sep'18	Sep'17	31st Mar 2018
REVENUE FROM OPERATION	1,314.93	1,114.42	1540.92	2429.35	3074.43	5,739.33
OTHER INCOME	136.71	122.80	243.61	259.50	520.51	856.19
TOTAL REVENUE	1451.64	1237.22	1784.53	2688.85	3594.94	6595.52
EXPENSES :						
Purchases of Stock-in-Trade	7.50	-	90.78	7.50	90.78	90.78
Employee benefits expense	1,550.26	1,498.65	1746.60	3048.90	3595.58	6,927.65
Finance costs	3.26	3.75	0.00	7.01	0.00	3.75
Depreciation and amortization expense	57.72	55.91	49.26	113.63	108.98	208.84
Other expenses including subcontractor	597.31	632.60	809.40	1229.91	1,553.68	3,063.59
Total Expenses	2216.05	2190.91	2696.04	4406.95	5349.02	10294.61
Profit/(loss) before exceptional items and tax	(764.41)	(953.69)	(911.51)	(1718.10)	(1754.08)	(3,699.09)
Exceptional Items	0	0	0.00	0.00	0	0
Profit/(loss) before tax	(764.41)	(953.69)	(911.51)	(1718.10)	(1754.08)	(3699.09)
Tax expense:						
Current tax						
Deferred tax	(134.07)	(320.51)	(271.57)	(454.58)	(535.94)	(1126.03)
Profit (Loss) for the period from continuing operations	(630.34)	(633.18)	(639.94)	(1263.52)	(1218.14)	(2573.06)
Other Comprehensive Income						
Items that will not be reclassified to profit or loss			(14.14)		(28.28)	(12.81)
Total Comprehensive Income for the period	(630.34)	(633.18)	(654.08)	(1263.52)	(1246.42)	(2585.87)
Paid Up Share Capital (par value RS 5 each fully paid)	1,285.42	1,285.42	1285.42	1285.42	1285.42	1,285.42
Other Equity	14,770.76	15,589.46	17583.19	14770.76	17583.19	16,246.66
Earnings per equity share (for continuing operation):						
Basic	(2.45)	(2.46)	(2.49)	(4.91)	(4.74)	(10.01)
Diluted	(2.45)	(2.46)	(2.49)	(4.91)	(4.74)	(10.01)

Note: i) The audited Standalone Financial Statements for the period ended September 30th, 2018 have been taken on record by the Board of Directors at its meeting held on October 9th 2018. The statutory auditors have expressed an unqualified audit opinion. The information presented above is extracted from the audited standalone financial statements. The financial statements are prepared in accordance with (Ind AS). As prescribed under section 133 of the Company's Act 2013, read with Rule 3 of the Companies (Indian Accounting Standards) Rule 15. ii) Provision for gratuity for leave as per "INDAS 15 Employee Benefits" will be made at the year end March 2019

Registered Office :
 234/3A, A.J.C. Bose Road,
 Kolkata - 700 020

DATED: OCT 9th, 2018
 PLACE : New Delhi

On behalf of the Board of Directors
 R S Software (India) Limited

R-R Jain
 (Chairman & Managing Director)
 DIN : 00122942



A COMPANY FOCUSED ON ELECTRONIC PAYMENTS
RS SOFTWARE (INDIA) LIMITED
 (CIN: L7200WB1987PLC043375)
 An ISO 9001:2008, ISO 27001:2013 Company

Reporting of Segment Wise Revenue, Results and Capital Employed under Clause 41 of the Listing Agreement

Particulars	Quarter Ended			Half Year Ended		Year Ended ended 31st MAR
	Sep-18	Jun'18	Sep'17	Sep-18	Sep-17	2018
1. Segment Revenue (not sale / income from each segment should be disclosed)						
a. Segment - A (USA)	1047.94	878.97	1292.55	1966.91	2473.15	4675.65
b. Segment - B (ROW)	226.99	235.45	308.37	462.44	801.28	1063.68
Total	1314.93	1114.42	1540.92	2429.35	3074.43	5739.33
Other Income						
Segment - B (ROW)	136.71	122.80	248.61	259.50	520.51	856.19
Total	136.71	122.80	248.61	259.50	520.51	856.19
Less : Inter - segment revenue						
Net Revenue from Operations	1,451.64	1,237.22	1,789.53	2,688.85	3,594.94	6,595.52
2. Segment Results Profit/(Loss) before Tax & Interest from each segment						
a. Segment - A (USA)	(486.34)	(673.77)	(616.08)	(1,160.11)	(1,218.77)	(2,757.94)
b. Segment - B (ROW)	12.96	28.12	(12.63)	41.48	75.97	304.52
Total	(473.38)	(644.65)	(628.71)	(1,118.63)	(1,142.80)	(2,453.42)
Less : Interest	8.26	3.75	2.97	7.01	5.76	3.75
Less : Depreciation	57.72	55.91	49.26	113.63	108.98	208.84
Less : Unallocable Selling , General & Administrative Expenses	228.45	249.38	230.57	478.83	496.54	1038.08
Profit before tax	(784.41)	(953.69)	(911.51)	(1,718.10)	(1,754.08)	(3,699.09)

Note :

(1) Assets used in the Company's business are not capable of being specifically identified with any separate segments, consequently is not practicable to provide segmented disclosures in relation to total assets and liabilities with any reasonable degree of accuracy.

ASSETS	STATEMENT OF ASSETS & LIABILITIES		
	HALF YEAR ENDED	HALF YEAR ENDED	YEAR ENDED
NON CURRENT	Sep-18	Sep-17	Mar-18
ASSETS			
PROPERTY PLANT & INTANGIBLE ASSETS			
PROPERTY PLANT & INTANGIBLE ASSETS	462.74	478.76	479.85
INTANGIBLE ASSETS	187.18	247.26	203.39
INTANGIBLE ASSETS UNDER DEVELOPMENT	82.32	26.55	20.24
FINANCIAL ASSETS			
INVESTMENTS	2861.50	1464.90	3251.22
LOANS	1300.00	1789.99	1300.00
OTHER FINANCIAL	623.07	605.65	605.65
DEFERRED TAX ASSETS	2512.15	1467.48	2057.57
OTHER NON CURRENT	954.72	1376.78	932.89
CURRENT ASSETS			
FINANCIAL ASSETS			
INVESTMENT	4775.47	8660.61	5666.10
TRADE RECEIVABLES	705.58	1577.67	992.96
CASH & CASH	352.25	818.72	1502.30
OTHER BANK	1068.81	643.56	600.27
OTHER FINANCIAL	421.60	571.37	385.30
OTHER CURRENT	1399.32	900.26	1308.20
TOTAL	17706.21	20023.91	19705.95
LIABILITIES			
EQUITY			
SHARE CAPITAL	1285.42	1285.42	1285.42
OTHER EQUITY	14770.76	17583.19	16248.66
LIABILITIES			
NON CURRENT			
PROVISIONS	256.58	311.90	298.52
CURRENT LIABILITIES			
FINANCIAL LIABILITY			
SHORT TERM BORROWINGS/ADVANCES	867.27	576.94	783.81
TRADE PAYABLES	419.28	576.94	927.87
OTHER FINANCIAL LIABILITIES	59.16	59.16	59.16
OTHER CURRENT LIABILITIES	35.99	195.75	92.74
SHORT TERM PROVISIONS	11.76	11.55	11.76
TOTAL	17706.22	20023.91	19705.95

On behalf of the Board of Directors of
 R S Software (India) Limited


 R R JANG
 (Chairman & Managing Director)
 DIN : 00122942

Registered Office :
 234/3A, A.J.C. Bose Road,
 Kolkata - 700 020

DATED: OCT 9th, 2018
 PLACE : New Delhi



DEOKI BIJAY & CO.
Chartered Accountants

213C Jabakusum House, 34 Chittaranjan Avenue, Kolkata -700 012

Phone:2212 1110,E mail: deokinagrawal@rediffmail.com

Auditor's Report on Quarterly Standalone Financial Results and Year to Date Results of the Company Pursuant to the Regulation 33 of the SEBI (Listing Obligations and Disclosure Requirement) Regulations, 2015

To
Board of Directors of
R S Software (India) Limited


We have audited the accompanying quarterly standalone financial results of **R S Software (India) Ltd** for the quarter ended September 30, 2018 and the year to date results for the period April 1, 2018 to September 30, 2018 attached herewith, being submitted by the company pursuant to the requirement of Regulation 33 of the SEBI (Listing Obligations and Disclosure Requirements) Regulations, 2015. These quarterly standalone financial results as well as the year to date financial results have been prepared on the basis of the interim financial statements, which are the responsibility of the company's management. Our responsibility is to express an opinion on these financial results based on our audit of such interim financial statements which have been prepared in accordance with the recognition and measurement principles laid down in Indian Accounting Standard, Interim Financial Report, prescribed, under Section 133 of Reporting (Ind AS 34) the Companies Act, 2013 read with relevant rules issued thereunder and other accounting principles generally accepted in India.


We conducted our audit in accordance with the auditing standards generally accepted in India. Those standards require that we plan and perform the audit to obtain reasonable assurance about whether the financial results are free of material misstatement. An audit includes examining, on a test basis, evidence supporting the amounts disclosed as financial results. An audit also includes assessing the accounting principles used and significant estimates made by management. We believe that our audit provides a reasonable basis for our opinion.

In our opinion and to the best of our information and according to the explanations given to us these quarterly as well as the year to date standalone financial results:

- (i) have been presented in accordance with the requirements of Regulation 33 of the SEBI (Listing Obligations and Disclosure Requirements) Regulations, 2015 and SEBI circular dated 5th July, 2016 in this regard : and
- (ii) give a true and fair view of the net loss including other comprehensive income and other financial information for the quarter ended September 30, 2018 as well as the year to date results for the period from April 1, 2018 to September 30, 2018

Place: New Delhi
Date: 9th October , 2018

For Deoki Bijay & Co.
Chartered Accountants
F.R.N. 313105E

CA. D. N. Agrawal
Partner
Memb. No. 51157



Statement of Consolidated Audited Financial Results for the Period Ended Sep 30, 2018

PARTICULARS	Quarter Ended		Half Year Ended			Year Ended
	Sep-18	Jun-18	Sep-17	Sep-18	Sep-17	Mar-18
REVENUE FROM OPERATION	1,471.30	1270.16	1699.34	2741.46	3387.61	6342.92
OTHER INCOME	132.93	131.71	244.20	264.64	521.23	855.04
TOTAL REVENUE	1604.23	1401.87	1943.54	3006.10	3908.84	7197.96
EXPENSES :						
Purchases of Stock-in-Trade	7.50	0.00	90.78	7.50	90.78	90.78
Employee benefits expense	1,834.21	1623.71	1865.62	3457.92	3822.84	7389.33
	0	0.00	0.00	0.00	0.00	0.00
Finance costs	3.26	3.75	0.00	7.01	0.00	3.75
Depreciation and amortization expense	85.30	82.90	51.97	168.19	113.55	224.15
Other expenses	549.64	706.05	873.15	1255.70	1671.51	3315.33
Total Expenses	2479.91	2416.41	2881.52	4896.32	5698.68	11023.34
Profit/(loss) before exceptional items and tax	(875.68)	(1014.54)	-937.98	-1890.22	-1789.84	-3825.38
Exceptional Items						
Profit/(loss) before tax	(875.68)	(1014.54)	(937.98)	(1890.22)	(1789.84)	(3825.38)
Tax expense:						
Current tax	2.34	17.33	11.12	19.67	11.64	28.42
Deferred tax	(159.06)	-360.73	-302.74	-519.79	-591.86	-1210.13
Profit (Loss) for the period from continuing operations	(718.96)	(671.14)	(646.36)	(1390.10)	(1209.62)	(2643.67)
Attributable to:						
Shareholders of the Company	(695.18)	(648.45)	(636.16)	(1,343.63)	(1,178.01)	(2,580.85)
Non Controlling Interest	(23.78)	(22.69)	(10.20)	(46.47)	(31.71)	(62.82)
Other Comprehensive Income						
Items that will not be reclassified to profit or loss		0.00	(14.14)		(28.28)	(12.81)
Profit (Loss) for the period	(718.96)	(671.14)	(660.50)	(1390.10)	(1238.00)	(2656.48)
Attributable to:						
Shareholders of the Company	(695.17)	(648.45)	(650.30)	(1343.63)	(1,206.29)	(2,593.66)
Non Controlling Interest	(23.78)	(22.69)	(10.20)	(46.47)	(31.71)	(62.82)
Paid Up Share Capital (par value RS 5 each fully paid)	1,285.42	1285.42	1285.42	1,285.42	1285.42	1285.42
Other Equity	16,136.15	16935.39	18,969.30	16,136.15	18,969.30	17504.97
Earnings per equity share (for continuing operation):						
Basic	(2.79)	(2.61)	(2.51)	(5.41)	(4.70)	-10.28
Diluted	(2.79)	(2.61)	(2.51)	(5.41)	(4.70)	-10.28


Note:1) The audited Consolidated Financial Statements for the period ended September 30, 2018 have been taken on record by the Board of Directors at its meeting held on October 9th, 2018. The statutory auditors have expressed an unqualified audit opinion. The information presented above is extracted from the audited interim consolidated financial statements. The interim consolidated financial statements are prepared in accordance with the Indian Accounting Standards (Ind AS) as prescribed under section 133 of the Companies Act 2013, read with Rule 3 of the Companies (Indian Accounting Standards) Rules, 2015 and Companies (Indian Accounting Standards) Amendment Rules.

2) The audited consolidated financial results of the company for the period ended September 30, 2018, have been reviewed by the Audit Committee of the board and approved by the Board of Directors at its meeting held on October 9, 2018.

Registered Office :
 234/3A, A.J.C. Bose Road,
 Kolkata - 700 020

DATED: OCT 9th 2018
 PLACE : New Delhi

On behalf of the Board of Directors of
 RS Software (India) Limited



R R Jain
 (Chairman & Managing Director)
 DIN : 00122942

Statement of Consolidated Audited Financial Results for the Period Ended Sep 30, 2018

Particulars	Quarter Ended			Half Year Ended		YEAR ENDED
	Sep-18	Jun-18	Sep-17	Sep'18	Sep'17	31st of MARCH 2018
1. Segment Revenue (net sale / income from each segment should be disclosed						
a. Segment - A (USA)	1,243.65	1,025.15	1,963.62	2,266.76	2,747.44	5,215.58
b. Segment - B (ROW)	227.65	247.03	835.72	474.64	640.17	1,127.33
Total	1,471.30	1,272.18	2,799.34	2,741.40	3,387.61	6,342.91
Other Income						
Segment - B (ROW)	132.93	131.71	244.20	264.64	521.23	855.04
Total	132.93	131.71	244.20	264.64	521.23	855.04
Less : Infor - segment revenue						
Net Revenue from Operations	1,604.23	1,403.87	2,943.54	3,006.10	3,908.84	7,197.95
2. Segment Results Profit/(Loss) before Tax & Interest from each segment						
a. Segment - A (USA)	(217.42)	(333.18)	17.29	(550.59)	(531.24)	(1,408.37)
b. Segment - B (ROW)	(364.06)	(368.01)	(720.48)	(732.07)	(674.56)	(1,218.44)
Total	(581.48)	(701.19)	(703.17)	(1,282.66)	(1,205.80)	(2,627.21)
Loss : Interest	3.26	8.75	2.97	7.01	5.76	3.75
Loss : Depreciation	85.29	82.90	51.97	148.19	113.55	224.15
Less : Unallocable Selling , General & Administrative Expenses	205.65	226.70	179.87	437.34	464.73	870.27
Profit before tax	(875.64)	(1,014.34)	(927.98)	(1,890.22)	(1,789.64)	(3,825.38)

Note : Assets used in the Company's business are not capable of being specifically identified with any separate segments, consequently is not practicable to provide segmented disclosures in

STATEMENT OF ASSETS & LIABILITIES				
ASSETS	YEAR ENDED 31st of MARCH			
	Sep-18	Sep-17	Mar-18	
NON CURRENT ASSETS				
PROPERTY PLANT & EQUIPMENT				
PROPERTY PLANT & EQUIPMENT	475.56	494.66	493.52	
INTANGIBLE ASSETS	834.23	247.26	825.68	
INTANGIBLE ASSETS UNDER DEVELOPMENT	82.32	732.74	20.24	
FINANCIAL ASSETS				
INVESTMENTS	330.18	693.58	719.90	
LOANS	1300.00	1789.99	1300.00	
OTHER FINANCIAL ASSET	623.07		905.65	
DEFERRED TAX ASSETS (Net)	2711.46	1573.40	2191.67	
OTHER NON CURRENT ASSETS	1070.35	1476.72	1036.44	
CURRENT ASSETS				
FINANCIAL ASSETS				
INVESTMENT	5698.70	8660.61	5666.10	
TRADE RECEIVABLES	705.59	1123.33	1004.64	
CASH & CASH EQUIVALENTS	1594.83	2408.57	4183.17	
OTHER BANK BALANCES	1068.61	643.56	600.27	
OTHER FINANCIAL ASSETS	421.60	758.48	385.30	
OTHER CURRENT ASSETS	1458.35	902.34	1309.07	
TOTAL	18375.05	21505.24	20345.65	
LIABILITIES				
EQUITY				
SHARE CAPITAL	1285.42	1285.42	1285.42	
OTHER EQUITY	16136.15	18969.30	17504.95	
NON CONTROLLING INTEREST	64.32	127.80	109.19	
LIABILITIES				
NON CURRENT LIABILITIES				
PROVISIONS	256.58	311.90	298.52	
CURRENT LIABILITIES				
FINANCIAL LIABILITY				
SHORT TERM BORROWINGS/ADVANCES	0.00		0.00	
TRADE PAYABLES	452.22	558.21	938.25	
OTHER FINANCIAL LIABILITIES	59.16	59.16	59.16	
OTHER CURRENT LIABILITIES	109.44	179.20	132.73	
SHORT TERM PROVISIONS	11.76	14.25	17.42	
TOTAL	18375.05	21505.24	20345.65	

On behalf of the Board of Directors of
RS Software (India) Limited


R. Jain
(Chairman & Managing Director)
DIN : 0012294

Registered Office :
234/3A, A.J.C. Bose Road,
Kolkata - 700 020

DATED: OCT 9th 2018
PLACE : New Delhi



DEOKI BIJAY & CO.

Chartered Accountants

213C Jabakusum House, 34 Chittaranjan Avenue, Kolkata -700 012

Phone:2212 1110,E mail: deokinagrawal@rediffmail.com

Auditor's Report on Quarterly Consolidated Financial Results of the Company Pursuant to the Regulation,33 of the SEBI (Listing Obligations and Disclosure Requirements) Regulations, 2015

To
Board of Directors of
R S Software (India) Limited

We have audited the accompanying quarterly consolidated financial results of **R S Software India Limited** ("the Company") and its subsidiaries Responsive Solution Inc., R.S. Software (Asia) Pte Limited and Paypermint Private Limited (the Company and its subsidiaries constitute "the group") for the quarter ended September 30, 2018 and the year to date results for the period April 1, 2018 to September 30, 2018 attached herewith, being submitted by the company pursuant to the requirement of Regulation 33 of the SEBI (Listing Obligations and Disclosure Requirements) Regulations, 2015. These consolidated quarterly financial results have been prepared from the consolidated interim financial statements, which are the responsibility of the company's management. Our responsibility is to express an opinion on these financial results based on our audit of such interim financial statements which have been prepared in accordance with the recognition and measurement principles laid down in Indian Accounting Standard (Ind 'AS') for Interim Financial Reporting (Ind 'AS-34'), mandated under Section 133 of the Companies Act, 2013 read with relevant rules issued there under and other accounting principles generally accepted in India.

We conducted our audit in accordance with the auditing standards generally accepted in India. Those standards require that we plan and perform the audit to obtain reasonable assurance about whether the financial results are free of material misstatement. An audit includes examining, on a test basis, evidence supporting the amounts disclosed as financial results. An audit also includes assessing the accounting principles used and significant estimates made by management. We believe that our audit provides a reasonable basis for our opinion.



We did not audit the financial statements of three Subsidiaries, included in the consolidated quarterly financial results and consolidated year to date results whose consolidated interim financial statements reflect total assets (net) of Rs. 3962.95 lacs as on September 30, 2018 and total revenue of Rs. 181.37 lacs and Rs. 337.11 for the quarter ended and the six months ended September 30, 2018 respectively. These interim financial statements and other financial information have been audited by other auditors whose report(s) has (have) been furnished to us, by the management and our opinion on the quarterly statements is based solely on the report of such other auditors.

Based on our audit conducted as above, in our opinion and to the best of our information and according to the explanations given to us these consolidated quarterly financial results as well as the consolidated year to date results :

(i) include the quarterly financial results of the following entities:

- a) Responsive Solution Inc.
- b) RS (Asia) PTE Ltd.
- c) Paypermint Private Limited

(ii) have been presented in accordance with the requirements of Regulation 33 of the SEBI (Listing Obligations and Disclosure Requirements) Regulations, 2015 and SEBI circular dated 5th July, 2016 in this regard; and

(iii) give a true and fair view of the consolidated net loss (consolidated financial performance including other comprehensive income) and other financial information for the quarter ended September 30, 2018 as well as the consolidated year to date results for the period from April 1, 2018 to September 30, 2018.

Place: New Delhi
Date: 9th October, 2018



For Deoki Bijay & Co.
Chartered Accountants
F.R.N. 313105E

D. N. Agrawal
CA. D. N. Agrawal
Partner
Memb. No. 51157